














#49746, Rent - Warehouse, Belgrade, PANČEVAČKI PUT

TYPE OF OBJECT MULTIPURPOSE	SURFACE AREA 2.500 m²	THE PRICE €13,750	UTILIZATION AVAILABLE
PLAC (AR) 0	LEVELS 1	OFFICE 0	OFFICE AREA 0
 UNFURNI  INDEPEN  YES  0  2  0  10  YES  NO  NO  10			

An excellent space with a large asphalted lot, positioned next to the highway to Pancevo, in the immediate vicinity of the ring road for Pupinov most and Zemun, with extremely high visibility. The building is built from panels with insulation. The warehouse is placed within a large complex, and has a total area of 2,500 m², with concrete floor. The height of the warehouse is 10-12 meters. The approach for trucks, from the back of the building, there are 8 truck entrances/exits to the warehouse. The lot is large and offers plenty of space for parking or unloading goods. It is ideal for sales premises, clinics, distribution centers, shopping centers... The distance from Nikola Tesla airport is 33 km, about 30 minutes by car.

